











2009 Family Support Survey

1. Check all of the following military family support services you and your family have used within the past 24 months:			Response Percent	Response Count
Chaplain sponsored services			32.8%	263
Child Development Center			21.8%	175
Children, Youth and Teen programs			36.6%	293
Education Center			31.5%	252
Family Support/Readiness Group			56.9%	456
Financial Education/Counseling			20.3%	163
Military OneSource			60.4%	484
Ombudsman, Key Volunteer, Family Readiness Officer, other			26.8%	215
Recreation & Fitness centers			58.3%	467
Spouse Employment/Employment Assistance Program			23.3%	187
		Other (please specify)		66
		answered question		801
		skipped question		3









2. How useful were these military provided services in meeting your family's needs during the past 24 months.

	Very Useful	Somewhat Useful	Not Very Useful	Not Useful at All	Not Applicable	Rating Average	Response Count
Chaplain sponsored services	34.0% (222)	11.0% (72)	2.1% (14)	2.1% (14)	50.7% (331)	1.44	653
Child Development Center	23.7% (146)	7.0% (43)	1.6% (10)	1.9% (12)	65.8% (406)	1.47	617
Children, Youth and Teen programs	35.7% (233)	9.8% (64)	2.8% (18)	1.4% (9)	50.3% (328)	1.39	652
Education Center	28.8% (179)	15.9% (99)	3.1% (19)	3.2% (20)	49.0% (304)	1.62	621
Family Support/Readiness Group	44.7% (312)	17.9% (125)	5.3% (37)	5.3% (37)	26.8% (187)	1.61	698
Financial Education/Counseling	20.0% (120)	10.6% (64)	4.2% (25)	2.2% (13)	63.1% (379)	1.69	601
Military OneSource	49.0% (350)	19.9% (142)	2.0% (14)	2.0% (14)	27.2% (194)	1.41	714
Ombudsman, Key Volunteer, Family Readiness Officer, other	28.3% (172)	10.0% (61)	4.3% (26)	3.9% (24)	53.5% (325)	1.65	608
Recreation & Fitness centers	56.0% (387)	13.2% (91)	1.6% (11)	1.9% (13)	27.4% (189)	1.30	691
Spouse Employment/Employment Assistance Program	18.9% (114)	9.5% (57)	4.7% (28)	6.6% (40)	60.3% (363)	1.97	602
Additional Comments							108
answered question							801
skipped question							3













3. Rank the following military family support services in order of importance for you and your family:

	1 (Most Important)	2	3	4	5	6	7	8	9	10 (Least Important)
Chaplain sponsored services	12.7% (102)	8.1% (65)	8.7% (70)	8.6% (69)	10.1% (81)	8.4% (67)	11.2% (90)	8.0% (64)	7.0% (56)	17.2% (151)
Child Development Center	10.9% (87)	8.1% (65)	7.2% (58)	5.9% (47)	6.4% (51)	6.4% (51)	5.7% (46)	8.5% (68)	15.9% (127)	25.0% (200)
Children, Youth and Teen programs	13.1% (105)	14.4% (115)	14.0% (112)	11.6% (93)	7.5% (60)	7.1% (57)	7.4% (59)	7.1% (57)	12.4% (99)	5.5% (44)
Education Center	5.5% (44)	8.4% (67)	12.0% (96)	13.4% (107)	13.4% (107)	14.4% (115)	11.2% (90)	9.5% (76)	8.4% (67)	4.0% (32)
Family Support/Readiness Group	20.6% (165)	15.2% (122)	13.7% (110)	10.7% (86)	11.1% (89)	8.1% (65)	8.0% (64)	5.4% (43)	4.9% (39)	2.2% (18)
Financial Education/Counseling	3.4% (27)	6.6% (53)	7.6% (61)	11.0% (88)	15.2% (122)	14.2% (114)	14.2% (114)	13.1% (105)	9.6% (77)	5.0% (40)
Military OneSource	10.0% (80)	12.0% (96)	9.7% (78)	13.9% (111)	10.6% (85)	11.5% (92)	11.9% (95)	9.6% (77)	6.5% (52)	4.4% (35)
Ombudsman, Key Volunteer, Family Readiness Officer, other	5.6% (45)	6.5% (52)	6.7% (54)	7.1% (57)	8.7% (70)	9.6% (77)	12.6% (101)	14.9% (119)	13.9% (111)	14.1% (113)
Recreation & Fitness centers	11.4% (91)	13.1% (105)	12.6% (101)	10.6% (85)	9.4% (75)	8.6% (69)	8.6% (69)	10.2% (82)	8.4% (67)	7.1% (57)
Spouse Employment/Employment Assistance Program	6.9% (55)	7.6% (61)	7.6% (61)	7.2% (58)	7.6% (61)	11.7% (94)	9.1% (73)	13.7% (110)	13.2% (106)	15.1% (121)
	ans									
	s									








4. What community resources (outside the military) have you and your family utilized? Check all that apply.

		Response Percent	Response Count
Behavioral Health Counseling		25.9%	201
Community Agencies (Red Cross, USO, VFW, etc.)		34.4%	267
Family Support Groups		22.9%	178
Financial Counseling		14.2%	110
Friends		82.1%	638
Physical Fitness		52.4%	407
Religious Programs		49.7%	386
Social Services		10.7%	83
		Other (please specify)	35
		<i>answered question</i>	777
		<i>skipped question</i>	27






5. What is YOUR affiliation to the military?

		Response Percent	Response Count
Active Duty (full-time) service member		6.6%	53
Spouse of Active Duty		64.1%	511
National Guard (activated or not activated) service member		3.0%	24
Spouse of National Guard		9.0%	72
Reserve (activated or not activated) service member		2.3%	18
Spouse of Reserve		4.3%	34
Retired service member		1.8%	14
Spouse of Retiree		3.6%	29
Survivor		0.3%	2
Parent of service member		2.5%	20
Government civilian or contractor employee		1.3%	10
Other		1.3%	10
		<i>answered question</i>	797
		<i>skipped question</i>	7








6. With what uniformed service branch is the service member affiliated?

		Response Percent	Response Count
Army		52.6%	419
Navy		18.7%	149
Air Force		16.7%	133
Marine Corps		10.2%	81
Coast Guard		1.5%	12
NOAA		0.1%	1
Public Health Service		0.3%	2
		answered question	797
		skipped question	7







7. How many years has/had the service member been in the service?

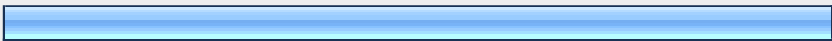

		Response Percent	Response Count
0-4 years		12.9%	103
5-10 years		21.7%	173
11-15 years		22.8%	182
16-20 years		21.6%	172
20+ years		21.0%	167
		answered question	797
		skipped question	7



8. What rank category is/was the servicemember?








		Response Percent	Response Count
E1-E4		13.9%	111
E5-E7		48.7%	388
E8-E9		8.7%	69
W1-W5		3.4%	27
01-03		9.2%	73
04-06		15.8%	126
07-010		0.4%	3
		answered question	797
		skipped question	7




9. What is YOUR age category?

		Response Percent	Response Count
Under 25		8.9%	71
26-35		39.0%	311
36-45		36.3%	289
46-55		12.4%	99
55-64		3.1%	25
65+		0.3%	2
		answered question	797
		skipped question	7

10. Where are you currently located?			
		Response Percent	Response Count
United States		91.3%	728
Overseas (includes Alaska and Hawaii)		8.7%	69
		<i>answered question</i>	797
		<i>skipped question</i>	7

11. Do you have dependent children?			
		Response Percent	Response Count
Yes		80.2%	639
No		19.8%	158
		<i>answered question</i>	797
		<i>skipped question</i>	7

12. Where did you hear about this survey?			Response Percent	Response Count
Spouse Club			0.9%	7
Family Support/Readiness Group			7.1%	56
Military Family Center			2.0%	16
NMFA Government and You E-News or newsletter			39.3%	309
NMFA website			38.0%	299
NMFA Representative or Volunteer			2.4%	19
Word of mouth/E-mail traffic			10.3%	81
		Other (please specify)		19
		answered question		787
		skipped question		17

13. The following information is being collected solely for the purpose of selecting winners for the gift card drawing.			Response Percent	Response Count
Name:			99.9%	745
Email Address:			99.9%	745
Phone Number:			98.4%	734
		answered question		746
		skipped question		58