









































1. In 2010, did your family experience any of the following significant life events? Check all that apply.






		Response Percent	Response Count
Deployment of service member		41.1%	485
Return of service member from deployment		30.3%	358
Permanent Change of Station (PCS) move		26.8%	317
Injury to or illness of service member		11.5%	136
Injury to or illness of a family member		16.6%	196
Financial setback		38.6%	456
Financial gain		7.2%	85
Marriage		6.7%	79
Birth of a child		10.6%	125
Child entering or graduating from college		8.0%	95
Child entering the military		2.6%	31
New job for spouse		17.2%	203
Loss of spouse's job		19.4%	229
Service member's re-enlistment		10.7%	126
Service member's retirement		2.1%	25
Service member leaving the military (not retiring)		0.5%	6
Spouse's retirement		0.3%	3
Spouse entering or graduating from college		12.8%	151

Purchase /sale of a home		11.1%	131
Divorce		0.8%	10
Death of a loved one		11.2%	132
Other (please specify)		13.2%	156
answered question			1,181
skipped question			76

2. What changes do you anticipate your family experiencing in 2011? Check all that apply.

		Response Percent	Response Count
Deployment of service member		43.1%	482
Return of service member from deployment		27.2%	304
Permanent Change of Station move		22.7%	254
Marriage		1.5%	17
Birth of a child		8.2%	92
Child changing schools		26.8%	300
Child entering or graduating from college		8.4%	94
Child entering the military		1.5%	17
New job for spouse		29.3%	328
Loss of spouse's job		8.9%	99
Service member's re-enlistment		8.5%	95
Service member leaving the military (not retiring)		3.5%	39
Service member's retirement		4.0%	45
Spouse's retirement		0.4%	4
Spouse entering or graduation from college		13.5%	151
Purchase /sale of a home		14.6%	163
Divorce		1.3%	14
Other (please specify)		9.4%	105
		answered question	1,118
		skipped question	139

3. How would you rate your family's emotional well being today?

		Response Percent	Response Count
Excellent		7.3%	91
Very Good		32.5%	407
Good		38.6%	483
Fair		18.5%	231
Poor		3.2%	40
		answered question	1,252
		skipped question	5













4. Please indicate the priority you believe Congress and/or DoD should give to the following issues to better serve you and your family.

	Very Important	Somewhat Important	Not Important	Not needed by my family	Rating Average	Response Count
Ensure support programs meet the needs of families experiencing multiple deployments	84.2% (1,009)	10.9% (131)	0.3% (3)	4.6% (55)	1.25	1,198
Make more support services available for families who don't live near a military installation	65.4% (783)	22.3% (267)	2.6% (31)	9.8% (117)	1.57	1,198
Provide more paid staff to assist family readiness/support groups	33.6% (399)	45.4% (539)	13.8% (164)	7.2% (85)	1.95	1,187
Provide more financial education to service members and families	49.9% (595)	37.1% (443)	4.6% (55)	8.4% (100)	1.72	1,193
Protect military families from financial predators	58.5% (699)	28.8% (344)	5.2% (62)	7.5% (90)	1.62	1,195
Ease military children's education transitions	65.6% (780)	21.7% (258)	2.0% (24)	10.7% (127)	1.58	1,189
Assist military spouses with their careers	60.1% (719)	28.0% (335)	4.2% (50)	7.8% (93)	1.60	1,197
Make it easier for military families to obtain medical appointments	60.2% (719)	28.3% (338)	5.1% (61)	6.4% (77)	1.58	1,195
Improve the quality of military health care	67.4% (805)	25.2% (301)	3.7% (44)	3.7% (44)	1.44	1,194
Ensure any out-of-pocket health care costs are affordable	74.2% (888)	20.6% (246)	2.2% (26)	3.0% (36)	1.34	1,196
Make more mental health services available to military families	61.9% (743)	25.8% (309)	3.2% (38)	9.2% (110)	1.60	1,200
Improve access to quality child care	48.3% (577)	26.1% (312)	5.4% (64)	20.3% (242)	1.98	1,195
Increase military pay	69.5% (828)	25.4% (303)	2.5% (30)	2.6% (31)	1.38	1,192
Increase housing allowances	64.2% (764)	26.4% (314)	4.5% (54)	4.9% (58)	1.50	1,190







Make more housing available on military installations	43.7% (518)	28.4% (336)	11.4% (135)	16.5% (196)	2.01	1,185
Improve product selection in commissaries and exchanges	32.5% (386)	38.2% (453)	20.4% (242)	8.9% (105)	2.06	1,186
Enhance services for special needs family members	41.3% (492)	25.5% (304)	5.0% (60)	28.2% (336)	2.20	1,192
Ease the ability of military families to adopt children	25.6% (302)	27.5% (324)	15.6% (184)	31.2% (368)	2.52	1,178
Help wounded service members and families	79.8% (951)	9.0% (107)	0.5% (6)	10.7% (128)	1.42	1,192
Help surviving spouses, children, and other family members	78.7% (925)	10.5% (124)	0.9% (10)	9.9% (117)	1.42	1,176
				Other (please specify)		187
				answered question		1,211
				skipped question		46

5. What is the best military program, benefit, or service available to military families today?	
	Response Count
	852
	answered question 852
	skipped question 405






6. What is YOUR affiliation to the military?

		Response Percent	Response Count
Active Duty (full-time) service member		3.7%	44
Spouse of Active Duty		62.4%	749
National Guard (activated or not activated) service member		2.6%	31
Spouse of National Guard		9.8%	117
Reserve (activated or not activated) service member		1.9%	23
Spouse of Reserve		6.0%	72
Retired service member		1.3%	16
Spouse of Retiree		2.9%	35
Survivor		0.3%	3
Parent of service member		3.1%	37
Government civilian or contractor employee		0.8%	10
Other (please specify)		5.3%	63
		answered question	1,200
		skipped question	57








7. With what Uniformed Service branch is the service member affiliated?

		Response Percent	Response Count
Army		58.3%	698
Navy		14.2%	170
Air Force		15.0%	180
Marine Corps		9.9%	119
Coast Guard		2.3%	27
NOAA		0.0%	0
Public Health Service		0.3%	4
		answered question	1,198
		skipped question	59







8. How many years has/had the service member been in the Service?

		Response Percent	Response Count
0-4 years		14.4%	172
5-10 years		23.6%	282
11-15 years		22.0%	263
16-20 years		19.3%	230
20+ years		20.7%	247
		answered question	1,194
		skipped question	63



9. What rank category is/was the service member?

		Response Percent	Response Count
E1-E4		13.7%	162
E5-E7		47.7%	563
E8-E9		6.4%	75
W1-W5		2.5%	29
O1-O3		11.1%	131
O4-O6		17.8%	210
O7-O10		0.9%	11
		answered question	1,181
		skipped question	76



10. What is YOUR age category?

		Response Percent	Response Count
Under 25		9.2%	110
26-35		39.1%	469
36-45		37.4%	448
46-55		11.3%	136
55-64		2.3%	27
65+		0.8%	9
		answered question	1,199
		skipped question	58










11. Where are you currently located?

		Response Percent	Response Count
United States		90.1%	1,079
Overseas (includes Alaska and Hawaii)		9.9%	119
		answered question	1,198
		skipped question	59

12. Do you have dependent children?

		Response Percent	Response Count
Yes		81.8%	968
No		18.2%	216
		answered question	1,184
		skipped question	73

13. Where did you hear about this survey?

		Response Percent	Response Count
Family Support/Readiness Group		18.3%	220
Military Family Center		1.2%	14
National Military Family Association <i>Military Family Topics</i> or newsletter		30.6%	367
National Military Family Association Representative or Volunteer		1.9%	23
National Military Family Association social networking site (Facebook, Twitter)		11.1%	133
Spouse Club		1.2%	14
Word of mouth/email traffic		9.2%	110
National Military Family Association website (www.militaryfamily.org)		20.3%	244
Other (please specify)		6.3%	76
		answered question	1,201
		skipped question	56